

# WMMP RULES - Strictly Stock Mini 2019

## Drivers must be 14 years of age by May 11<sup>th</sup>, 2019

### 1 Competing Models:

- Any American or foreign made hardtop sedan.
- No dedicated sportscar.
- No special edition cars.
- No two seater cars.
- No V-Tech or G.S.R cars.
- No Cameros or Firebirds.
- All cars must have a visible and displayed VIN#

### 2 Bodies:

- Doors maybe gutted if roll cage door bars are outside of inner panel.
- Stock doors must be welded or bolted shut.
- All glass must be removed except windshield, which may be replaced with 1/8 in. lexan which must be held in place in an approved manner.
- No rear windows allowed.
- Stock floor pan.
- Front & rear firewalls must remain stock.
- All flammable materials must be removed and stock dash except for padding must remain stock.
- Steering shaft maybe made of approved tubing with a quick-release system & steering wheel must be padded.
- No added weight of any kind allowed.
- Hoods must be held in place with a minimum of 3 hood pins in the front & two in the rear.
- Hoods may be gutted. Battery must remain under hood.
- Trunk needs a minimum of four hood pins, one in each corner.
- All stock body panels will be on the car.
- Tow-hooks or cables required in front & rear of vehicle.
- Bumpers must remain stock with no sharp edge.
- Factory rear spoiler only.
- Trunk floors have to remain. Can be repaired but not replaced.
- Must have four wheel brakes WORKING.
- All pedals will be stock & in stock location.
- One mirror allowed only inside or outside but not both.

### 3 Frames:

- No tube frames.
- Must remain stock.
- Unibodies may connect front & rear as long as both sides are done the same way.
- Lowest point of chassis WITH DRIVER will be 5 inches.

#### 4 Engine:

- All cars must supply a motor book for engine used, this is mandatory and part of tech.
- No turbo, supercharges or rotary powered cars.
- Engines must be OEM for make and model with stock CC's. MADE IN THE U.S.A.
- Maximum 2.5 liter, VWs 2.0 liter max.
- All cars with electric fuel pump must have an electrical shutoff switch that has to be clearly labeled ON and OFF and must be located in the middle of the dash.
- Stock rods and crankshaft. Piston +.030 replacement for make & model, stock head maybe cleaned up to .010.
- No high-performance or aftermarket parts.
- No polished or ported heads.
- Roller cams only if stock for your year, make and model.
- Ignition must be stock for your year, make, and model.
- Starter and alternator must be working.
- No aftermarket oil pans allowed.
- Exhaust manifold must be stock.
- Mufflers REQUIRED and must exit out behind the driver.
- Stock steel flywheel and clutches only. No high performance parts.
- All air cleaners must be stock and must remain as manufactured. NO cutting allowed, no added pieces.
- All engine parts internal and external including bolt on parts must be for year, make, and model.
- Engine block and head must have VIN# and match vehicle VIN#.
- Any part with part # removed or altered will be illegal!!!

#### 5 Rear Ends:

- No locked rear ends of any kind allowed.
- Only one wheel must spin when ever or where ever asked.
- Stock gear ratio only.
- Transmission must be stock O.E.M. for year, make and model must have VIN# and match vehicle VIN#.

#### 6 Wheels / Tires:

- Stock steel wheels only, 7 in max. must run all the same size, either all 13 in., 14 in., or 15 in.
- No aluminum or magnesium wheel allowed.
- No spacers or adapters. ALL FOUR WHEELS MUST BE OF EQUAL OFFSET
- 70 series allowed with Min. tread wear of 320.
- 60 series allowed with Min. tread wear of 400.
- Used passenger car radial tires. Street radials must be DOT. No recaps or studded tires. All tires must be approved by White Mountain Motorsports Park.
- Tires may be buffed.
- VW must use stock VW wheels only.

#### 7 Suspension:

- Springs and shocks must be stock and match from one side to the other.
- No heating or cutting of springs.
- Sway bars must remain stock. No rear sway bar allowed for any make or model.
- Caster and camber will remain to factory stock design - right front will have a maximum camber measured on the wheel with a level. 2" MAX
- Wheel base must remain within 1" side to side, rear ends will be straight up and down.

#### 8 Roll Cage:

- Minimum size of roll cage tubing shall be 1 1/2 in. .095.
- Full racing type cage mounted or braced to frame rail or plates connecting all four uprights to unibody required.
- Four curved bars in drivers door, three bars in passenger door.
- All stress points should have gussets. This is highly recommended.
- All tubing has to be padded around driver.
- Tubing from roll cage may extend through front fire wall to the middle of the front tire.
- Tubing may extend to the rear to a point not more than 3 in. behind fuel cell.
- This will allow a cross brace to protect the fuel cell.

#### 9 Fuel Cell:

- A minimum 8 gallons, maximum 15 gals.
- Approved fuel cell mandatory & must be located in the trunk area with a full steel firewall between cell & drivers compartment.
- Fuel cell must be enclosed in a steel canister made of minimum 22 gauge steel.
- Fuel cell must be held in place with a minimum of four 1 in. x 1/8 in. flat steel.
- All vent lines must have a check valve.
- All fuel lines passing through interior of race car must be enclosed in steel conduit.

All cars must have vehicle VIN# in place block, head, and transmission. VIN# located and marked all VIN# will be registered with WMMP and changes must be modified by WMMP or tech official.

Lead weight only must be removable but securely fastened centered with passenger door window, and to the right side of where the passenger seat was.

WMMP reserves the right to make changes in the interest of evening the competition.

The Chief Technical Inspector shall have the final say when determining if any rules interpretation, construction, or design is acceptable.

ANY PART WITH PART # REMOVED OR ALTERED WILL BE ILLEGAL!!!

5" ride height all cars with driver.

Camber rule all cars 2" camber right side max.

Camber rule all cars 3/4 degree left side max.

No factory bump rubbers of any kind allowed.

No interchanging parts from year's and models in same make.

No rear sway bar for any make or model.

STRICTLY MINI

Car # \_\_\_\_\_ Owner. \_\_\_\_\_ Driver \_\_\_\_\_

Year \_\_\_\_\_ Make \_\_\_\_\_ Model \_\_\_\_\_

VIN # \_\_\_\_\_

Engine CID or CC \_\_\_\_\_

Builder if one \_\_\_\_\_

Weights may be adjusted as WMMP officials feel necessary to equalize the competition.

The amount and location will be determined per car.

### TRANSPONDER MOUNTING LOCATION

The transponder must be mounted in compliance with the diagrams provided below. It must be mounted 110" from the most forward part of the front bumper to the center of the transponder. The transponder must be attached to the roll bar "X" in roll cage or a mounting bracket off the "X" to accomplish the 110" measurement. It must be at the lowest point possible and centered through a minimum 2" hole in the floor board. Transponder must be mounted in a direct horizontal plane (see diagram #2) to the ground with label side down and lights point towards the front or rear of the car.

Mounting brackets may vary depending on car make/model, but the distance from the forward most part of the front bumper to the center of the transponder must be 110" and bracket must be mounted off "X" in roll cage




DIAGRAM #1

### *VIEW OF TRANSPONDER AS SEEN FROM TRACK SURFACE*

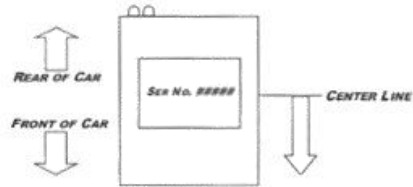


DIAGRAM #2

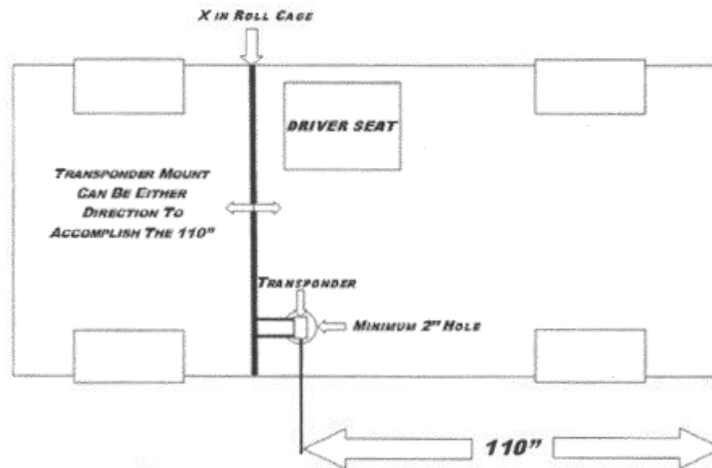


DIAGRAM #3